










# LOUNGE SEATING







EFFECTIVE SEPTEMBER 1, 2017  
 UPDATED OCTOBER 13, 2017

			Gr A	Gr B	Gr C	Gr D	Gr E	Gr F	Gr G	Gr H				
<b>GRAND</b>		<b>Shipped standard with PN00 Nickel Plate legs, unless specified otherwise.</b>												
Design Scot Laughton		For all other construction details, color, finish and stain choices see page 6 or <a href="http://www.keilhauerpricelist.com">www.keilhauerpricelist.com</a> . Keilhauer prices include freight. Please refer to <a href="#">Freight</a> on page 4 or <a href="http://www.keilhauerpricelist.com">www.keilhauerpricelist.com</a> for further details.												
	3100	in.	W 40 D 40 H 16											
			COM	2590	Fabric	2893	3014	3135	3316	3498	3679	3861	4042	5.5 Yds.
			COL	2849	Leather	4447	5105	5857						94 Sq. Ft
			Ottoman											
	3111	in.	W 40 D 37 H 31 SH 16 AH 23											
			COM	3420	Fabric	3860	4036	4212	4476	4740	5004	5268	5532	8 Yds.
			COL	3762	Leather	6074	7026	8114						136 Sq. Ft
			Lounge chair											
	3112	in.	W 67 D 37 H 31 SH 16 AH 23											
			Com	5290	Fabric	5978	6253	6528	6940	7353	7765	8178	8590	12.5 Yds.
			COL	5819	Leather	9423	10907	12603						212 Sq. Ft
			2 seater sofa (67")											
	3114	in.	W 82 D 37 H 31 SH 16 AH 23											
			COM	5920	Fabric	6663	6960	7257	7702	8148	8593	9039	9484	13.5 Yds.
			COL	6512	Leather	10405	12008	13840						229 Sq. Ft
			2 seater sofa (82")											
	3113	in.	W 94 D 37 H 31 SH 16 AH 23											
			COM	6790	Fabric	7808	8215	8622	9232	9843	10453	11064	11674	18.5 Yds.
			COL	7469	Leather	12569	14669	17069						300 Sq. Ft
			3 seater sofa											
	3115	in.	W 33.5 D 62 H 31 SH 16 AH 23											
			COM	4490	Fabric	4958	5145	5332	5612	5893	6173	6454	6734	8.5 Yds.
			COL	4939	Leather	7489	8539	9739						150 Sq. Ft
			Fully upholstered chaise - LAF (Left arm facing)											
	3116	in.	W 33.5 D 62 H 31 SH 16 AH 23											
			COM	4490	Fabric	4958	5145	5332	5612	5893	6173	6454	6734	8.5 Yds.
			COL	4939	Leather	7489	8539	9739						150 Sq. Ft
			Fully upholstered chaise - RAF (Right arm facing)											
	3117	in.	W 60.5 D 37 H 31 SH 16 AH 23											
			COM	5190	Fabric	5795	6037	6279	6642	7005	7368	7731	8094	11 Yds.
			COL	5709	Leather	8939	10269	11789						190 Sq. Ft
			Fully upholstered 2 seater - LAF (Left arm facing)											
	3118	in.	W 60.5 D 37 H 31 SH 16 AH 23											
			COM	5190	Fabric	5795	6037	6279	6642	7005	7368	7731	8094	11 Yds.
			COL	5709	Leather	8939	10269	11789						190 Sq. Ft
			Fully upholstered 2 seater - RAF (Right arm facing)											

# LOUNGE SEATING

EFFECTIVE SEPTEMBER 1, 2017  
 UPDATED OCTOBER 13, 2017

## GRAND CONTINUED

				Gr A	Gr B	Gr C	Gr D	Gr E	Gr F	Gr G	Gr H		
	in.			W 87.5 D 37 H 31 SH 16 AH 23									
		COM	6490	Fabric	7315	7645	7975	8470	8965	9460	9955	10450	15 Yds.
		COL	7139	Leather	11474	13259	15299						255 Sq. Ft
 	3119	Fully upholstered 3 seater - LAF (Left arm facing)											
	in.			W 87.5 D 37 H 31 SH 16 AH 23									
		COM	6490	Fabric	7315	7645	7975	8470	8965	9460	9955	10450	15 Yds.
		COL	7139	Leather	11474	13259	15299						255 Sq. Ft
 	3120	Fully upholstered 3 seater - RAF (Right arm facing)											
	in.			W 37 D 37 H 31 SH 16									
		COM	4090	Fabric	4475	4629	4783	5014	5245	5476	5707	5938	7 Yds.
		COL	4499	Leather	6692	7595	8627						129 Sq. Ft
 	3141	Corner unit											

### To Order Specify

Product Name  
 Product Number  
 Leg Finish  
 Leg Stain(Maple Only)  
 Quantity  
 End User



Leg Finish

PN00 - Nickel Plate (Standard)  
 Chrome  
 PC00 - Nickel  
 PC01 - Onyx  
 PC05 - Shale  
 PC23 - Dark Grey  
 PC24 - Warm Grey  
 PC25 - White  
 PC27 - Bronze

M - Maple (Select Stain)  
 C - Cherry with clear coat  
 W - Walnut with clear coat







Wood Leg Stains

W21 - Natural Maple  
 W22 - Natural Cherry  
 W23 - Medium Cherry  
 W24 - Dark Cherry  
 W25 - Walnut  
 W26 - Mahogany  
 W27 - Solid Black  
 W28 - Black Stain  
 W30 - Honey

# TABLES

EFFECTIVE SEPTEMBER 1, 2017  
 UPDATED OCTOBER 13, 2017

<b>GRAND</b>		<b>Shipped standard with PN00 Nickel Plate base, unless specified otherwise.</b> For all other construction details, color, finish and stain choices see page 6 or <a href="http://www.keilhauerpricelist.com">www.keilhauerpricelist.com</a> . Keilhauer prices include freight. Please refer to <a href="#">Freight</a> on page 4 or <a href="http://www.keilhauerpricelist.com">www.keilhauerpricelist.com</a> for further details.
Design Scot Laughton		
	in.	<b>W 40 D 40 H 11.25</b>
	3121	2290 Square table
	in.	<b>W 32 D 32 H 11.25</b>
	3131	1990 Square table

To Order Specify



Table Top Veneers



Table Top/Leg Stains



Base Finish

Product Name  
 Product Number  
 Table Top Veneer  
 Table Top/Leg Stain(Maple Only)  
 Leg Finish  
 Quantity  
 End User

M - Maple (Select Stain)  
 C - Cherry with clear coat  
 W - Walnut with clear coat

W21 - Natural Maple  
 W22 - Natural Cherry  
 W23 - Medium Cherry  
 W24 - Dark Cherry  
 W25 - Walnut  
 W26 - Mahogany  
 W27 - Solid Black  
 W28 - Black Stain  
 W30 - Honey

PN00 - Nickel Plate (Standard)  
 Chrome  
 PC00 - Nickel  
 PC01 - Onyx  
 PC05 - Shale  
 PC23 - Dark Grey  
 PC24 - Warm Grey  
 PC25 - White  
 PC27 - Bronze

M - Maple (Select Stain)  
 C - Cherry with clear coat  
 W - Walnut with clear coat